



Local Place Plan Template

Angus Council
LDP@angus.gov.uk



Local Place Plan Template



This document has been prepared to assist constituted community groups who would like to submit a Local Place Plan (LPP) for their area/neighbourhood – this structure template has been developed as guide for community groups to start from. This includes the statutory requirements which LPP's need to meet to be valid for consideration in the next Local Development Plan and a logical structure for good practice. However, following the format of this template is not mandatory and is only here as a tool to support those who need it. Each LPP must be tailored to the community's wants, needs, and vision for their area.

All other resources for preparing LPPs:

[Planning Circular 1/2022 Local Place Plans](#)

[Our Place How to Guide \(Draft\)](#)

[National Planning Framework 4](#)

[Angus Local Development Plan \(ALDP\) 2016](#)

[Parish Online Community Map Tool](#) (Community Councils receive free 12 month access)

[Planning Aid Scotland \(PAS\) Local Place Plan Resources](#)


[Foxbar Pilot Local Place Plan 2018](#)

[Stratherrick and Foyers Local Place Plan](#) (the first officially registered Local Place Plan in Scotland – Highland Council, validated 15 September 2023)

Cover Page


Your title page creates the first impression of your Local Place Plan. The title page should feature some basic information for example:

- The title of your Plan
- The years which the Plan will cover e.g. 2022 – 2027
- The name of your Local Place Plan Area or Community (the area you want your plan to cover)



Foreword (optional)

This section may lay out a brief history and overview of the community and the challenges/opportunities being faced.



Contents Page

Laying out the structure of the document and its sections for users' easy navigation i.e. Introduction, Vision and Objectives, Development Map etc.



Introduction

Explanation of LPPs, what they are, who your community group is, why you are preparing one, and the main aim or purpose of the Plan.

This is a good section to detail any consultation or engagement events which have happened, who was involved, and any pictures or other information regarding these community interactions.




Context/Description of the Area

This section will help to provide an overall snapshot of the community area. You may wish to include statistics or information regarding:

- Population
- Environment
- Any other relevant information
- Housing
- Transport
- Education
- Healthcare

It is important in this section that you refer to and consider the position of National Planning Framework 4, the Local Development Plan, and any relevant Locality Plan ([Arbroath and Area](#), [Brechin/Montrose](#), [Carnoustie/Monifieth and Sidlaw](#), or [Forfar and Kirriemuir](#)). This helps to set out national and local context from the outset.


The Place Standard Tool can provide help in terms of headings for this section or questions which you might want to ask during engagement with your community.



Insert a Map of Your Community

It is essential to define the boundaries of the area/community you are referring to throughout this LPP.

You can use the [Parish Online Community Mapping Tool](#) here to help with creating map(s) or you can contact LDP team at Angus Council for further help. – LDP@angus.gov.uk.




Assets, Opportunities, Needs and Challenges

Another essential step in the LPP process is defining with the community what the main needs are from their local perspectives.

This is the most important section of the LPP and will be based on extensive community discussions, engagement, and input. This engagement must display the views and opinions of a wide range of groups throughout the community and where possible, include voices of those typically unheard such as children and young people or differently abled persons.

To guide these conversations around your place, the [Place Standard Tool](#) is extremely useful in prompting discussion concerning certain themes like moving around, feeling safe, facilities and services, and more.

A description of the engagement activities you have carried out alongside a summary and analysis of findings from these events should be provided here.



Overall Community Vision and LPP Objectives


This is your statement regarding how you want to move forward and what you see happening in the area in the future. What does the community currently hold that can be retained or further benefitted from? What are the main areas for change/improvement? What do you want to achieve from the preparation of this plan?



Action Plan

This section should be focussed on the potential projects or proposals you would like to see brought forward and initiated as a result of this plan. Details surrounding costs/funding, timescales, and resources required for completing such projects should be included. This Action Plan can be displayed in any format – text, infographic, table etc.

These actions should relate directly to the objectives and vision stated previously to create a wider picture of how these aims can be implemented. In this section, you can also propose any changes to the Angus Local Development Plan which you feel are necessary.



Development Map

As LPPs are intended to be much more place-based, a map showing the LPP area and any land or buildings/properties within this area which you would like to see retained, developed, or improved in relation to the objectives and action plan. Accompanying text for this development map should be included to provide further detail on the proposals.

Registration Checklist

To ensure your LPP is valid and will be accepted you must provide all of the information in the table below. If you need any further help with this, contact ldp@angus.gov.uk

Requirements for Registration ✓	
Confirmation of the community body's status	
Contact details for the community body/organisation	
Have regard to National Planning Framework, Local Development Plan, and Locality Plan(s)	
A map showing the land referred to throughout the LPP	
Statement of your desired development proposals or use of land within the area	
Map(s) showing proposals for development or use of land/building(s)	
A statement setting out the reasons for amending Angus Local Development Plan	
A statement on your view of the level and nature of community support for the local place plan	